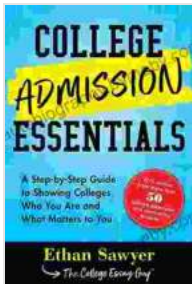


Unlock Your College Admissions Success: A Step-by-Step Guide to Showcase Your Unique Qualities

Navigating the competitive landscape of college admissions can be a daunting task. With countless applicants vying for limited spots, it's crucial to stand out and demonstrate what makes you an exceptional candidate. This comprehensive guide, "Step by Step Guide To Showing Colleges Who You Are And What Matters To You," will empower you with the tools and strategies to craft a compelling application that reflects your true self and aspirations.

Chapter 1: Understanding the College Application Process

The Importance of Research



College Admission Essentials: A Step-by-Step Guide to Showing Colleges Who You Are and What Matters to You by Ethan Sawyer

★★★★☆ 4.7 out of 5

- Language : English
- File size : 5973 KB
- Text-to-Speech : Enabled
- Screen Reader : Supported
- Enhanced typesetting : Enabled
- Print length : 434 pages

FREE [DOWNLOAD E-BOOK](#) 

Begin your journey by thoroughly researching colleges that align with your academic interests, values, and career goals. Consider factors such as location, campus culture, faculty expertise, and extracurricular activities.

Building a Competitive Resume



Highlight your academic achievements, extracurricular involvement, work experience, and volunteer activities. Showcase your skills, talents, and

commitment through quantifiable results and compelling anecdotes.

Crafting Thoughtful Essays



The personal statement and supplemental essays provide an invaluable opportunity to share your unique perspective, aspirations, and experiences. Approach these essays with introspection and creativity, weaving a narrative that captivates the reader.

Chapter 2: Showcasing Your Character through Activities and Service Extracurricular Involvement



Demonstrate your leadership, teamwork, and passion by actively engaging in clubs, sports, or student organizations. Quantify your contributions and highlight the impact you have made on your community.

Community Service



Volunteer your time to causes that resonate with you. Whether it's mentoring underprivileged youth, cleaning up local parks, or supporting a homeless shelter, your involvement showcases your empathy, compassion, and commitment to giving back.

Work Experience



Gain valuable work experience that complements your academic pursuits and career aspirations. Highlight the skills you have developed, responsibilities you have undertaken, and the impact you have made on your workplace.

Chapter 3: Articulating Your Values and Goals

Your Unique Perspective



Introspectively examine your beliefs, values, and experiences to identify what makes you stand out. Articulate your unique perspective on the world and how you contribute to a diverse and inclusive community.

Your Career Aspirations



Research different career paths and explore your interests to determine your future ambitions. Articulate your goals and demonstrate how your education and extracurricular involvement align with your aspirations.

Your Impact on the World



Consider how you envision making a positive impact on your community, the nation, or the world. Share your vision and explain how your education and future plans will enable you to achieve your goals.

Chapter 4: Crafting a Compelling Application Package

Proofreading and Editing



Meticulously proofread and edit your application materials to ensure they are error-free and polished. Seek feedback from teachers, guidance counselors, or trusted peers to refine your work.

Letters of Recommendation

Sample Letter for Teacher Recommendation Request

March 2012

Dear _____,

I am applying for admission to college next year. We are required to submit 2 letters of recommendation from teachers. Would you consider writing me a letter of recommendation? I have attached a resume, to assist you in writing my letter. Since I am currently undecided as to where I am applying, you can write a general "To Whom It May Concern" letter. The guidance department would like for you to return the letter to them, no later than October 1.

Thank you. I really appreciate you taking the time to help me.

Sincerely,

Name of Student

Request letters of recommendation from individuals who can attest to your academic abilities, character, and potential. Provide them with a detailed resume and notes highlighting your accomplishments and goals.

Additional Materials

SUPPLEMENTARY MATERIALS

HOW TO MAKE INTERESTING LESSONS

FOR ESL & IELTS



Consider submitting supplemental materials such as portfolios, creative writing samples, or research projects that showcase your talents and passions. These materials provide a glimpse into your creativity and intellectual curiosity.

Chapter 5: Presenting Yourself in Interviews

Preparing for the Interview



Research the college and practice answering common interview questions. Prepare questions to ask the interviewer to demonstrate your engagement and interest.

During the Interview



Dress professionally, maintain eye contact, and speak confidently. Be authentic and enthusiastic, and use the opportunity to further showcase your qualifications and passion for the college.

Follow-Up

MAIL SELF

Date

Your Address

Dear (Name of Interviewer)

Office of Admissions

College Address

This note is to thank you for taking time to meet me for the college interview. You really put me at ease and answered about everything thoroughly and thoroughly. I think no one could have described it better or extensively. I understand that college is an important part of your life and experiences make the most of your memories. That is why I think the college is the best fit for me, considering the breadth of experiences available in the faculty. I am especially interested in classroom interactions and think personal attention and small class batches at the college are highly appealing to a person like me.

I think the intellectual capital, the community atmosphere and open learning environment fit my needs and expectations. I think there is no better college that can provide the experience this college has to offer. I was also excited to know about alumni meets on campus and their continued support in designing course content for industry ready skilling.

I am especially honored to be considered for the admission and hope to join it soon. Perhaps we will meet soon if I am lucky enough to be selected. Thank you again for your time and patience. Best of luck to you.

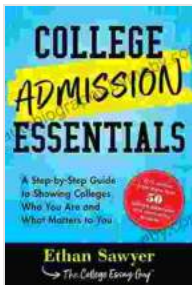
Sincerely

(Your Name)

Send a handwritten thank-you note to the interviewer expressing your gratitude for their time and consideration. Reaffirm your interest in the college and highlight any additional information that could strengthen your application.

The college application process is an opportunity to showcase your true self and aspirations. By following the comprehensive strategies outlined in

this guide, you will be well-equipped to create a compelling application package that will differentiate you from the competition and increase your chances of admission to your dream colleges. Embrace this journey as a chance to reflect on your values, goals, and impact on the world. Remember, your uniqueness is your greatest asset, so let it shine through every step of the way.



College Admission Essentials: A Step-by-Step Guide to Showing Colleges Who You Are and What Matters to You

by Ethan Sawyer


★★★★☆ 4.7 out of 5

Language : English
File size : 5973 KB
Text-to-Speech : Enabled
Screen Reader : Supported
Enhanced typesetting : Enabled
Print length : 434 pages



Celebrate the Luck of the Irish: Unveiling Saint Patrick's Day Holidays and Traditions

As the verdant hues of spring brush across the landscape, the world gears up for an annual celebration that exudes both merriments and cultural significance: Saint...



Cody Rodeo: A Photographic Journey into the Heart of the Wild West

Step into the arena of the Cody Rodeo, where the spirit of the American West comes alive in a vibrant spectacle of skill, courage, and determination. Through...