


# Unleash Your Inner Chess Master: A Beginner's Guide to Learning Chess the Right Way

Are you ready to venture into the captivating world of chess? Whether you're a complete novice or an aspiring strategist, this beginner's guide will equip you with the essential knowledge and skills to embark on your chess journey with confidence.



## 100 Mate in One Chess Puzzles, Inspired by Agadmator Games: Beginner Level (How to Learn Chess the Right Way) by Andon Rangelov

★★★★☆ 4.4 out of 5

Language : English

File size : 4994 KB

Screen Reader : Supported

Print length : 270 pages

Lending : Enabled



## Chapter 1: The Chessboard and Pieces

Imagine a battleground of 64 squares, where two armies of 16 pieces clash for supremacy. This is the chessboard, and each piece possesses unique abilities and movements:

- **King:** The most important piece, commanding the entire army.
- **Queen:** The most powerful piece, capable of moving in any direction.

- **Rook:** A powerful castle that can move horizontally or vertically.
- **Bishop:** A diagonal mover that controls long-range attacks.
- **Knight:** A unique piece that moves in an L-shaped pattern.
- **Pawn:** The foot soldiers that move forward one square at a time.

## Chapter 2: Basic Chess Rules

As with any game, chess has its own set of rules that govern its play:

- Players take turns moving their pieces on the board.
- White always moves first.
- Pieces can only move to unoccupied squares or capture opponent's pieces.
- The goal is to checkmate the opponent's king, which occurs when it is threatened with capture and cannot escape.

## Chapter 3: Fundamental Strategies

Beyond the basic rules, mastering chess requires an understanding of key strategies:

- **Control the Center:** Occupying the central squares provides your pieces with greater mobility and influence.
- **Develop Your Pieces:** Move your knights and bishops early on to increase their activity on the board.
- **Protect Your King:** Keep your king safe by castling and avoiding exposing it to attacks.

- **Plan Your Moves:** Think ahead and consider the potential consequences of your moves.

## Chapter 4: Common Chess Tactics

Mastering tactical patterns can give you an edge over your opponents:

- **Fork:** Attacking two or more of your opponent's pieces simultaneously.
- **Pin:** Restricting the movement of a piece by attacking it along its only line of escape.
- **Skewer:** Threatening two pieces at the same time, with the lower-valued piece protecting the more valuable one.
- **Checkmate Patterns:** Recognizing common checkmate patterns will help you deliver the final blow.

## Chapter 5: Opening Principles

The opening phase of a chess game is crucial for setting the tone for the rest of the match. Here are some opening principles to guide you:

- **Control the Center:** Move your pawns and knights towards the center squares.
- **Develop Your Pieces:** Bring your bishops and knights into play as early as possible.
- **Castle Your King:** Protect your king by castling as soon as it's safe.
- **Prepare Your Pawns and Pieces:** Don't move the same piece twice in the opening.

## Chapter 6: Middle Game Strategies

The middle game is where the battle heats up. Here's how to navigate it successfully:

- **Control Space:** Occupy more squares than your opponent to restrict their movement.
- **Attack Weaknesses:** Identify and exploit vulnerabilities in your opponent's position.
- **Plan for Endgames:** Start thinking about how to convert your advantage into a win.
- **Coordinate Your Pieces:** Work together your different pieces to create threats and opportunities.


## Chapter 7: Endgame Techniques

The endgame is where the game comes to a head. Here are some techniques to master:

- **King Activity:** Use your king as an active piece to checkmate or support your pawns.
- **Pawn Promotion:** Advance your pawns to the other side of the board to promote them into more powerful pieces.
- **Tactics:** Continue using tactical patterns to checkmate or win material.
- **Zugzwang:** Force your opponent into a position where any move they make will worsen their position.

Remember, learning chess is a journey that requires patience, practice, and a willingness to learn from your mistakes. With this beginner's guide as your roadmap, you're now equipped with the knowledge and skills to begin

your chess adventure. The world of chess awaits your brilliance – seize the opportunity to become the chess master you were meant to be!



## 100 Mate in One Chess Puzzles, Inspired by Agadmator Games: Beginner Level (How to Learn Chess the Right Way) by Andon Rangelov

★★★★☆ 4.4 out of 5

Language : English

File size : 4994 KB

Screen Reader: Supported


Print length : 270 pages

Lending : Enabled



## Celebrate the Luck of the Irish: Unveiling Saint Patrick's Day Holidays and Traditions

As the verdant hues of spring brush across the landscape, the world gears up for an annual celebration that exudes both merriments and cultural significance: Saint...



## Cody Rodeo: A Photographic Journey into the Heart of the Wild West

Step into the arena of the Cody Rodeo, where the spirit of the American West comes alive in a vibrant spectacle of skill, courage, and determination. Through...

