

Rembrandt's Superior Oil: Unveiling the Master's Oil Painting Secrets


Embark on a captivating journey into the realm of Rembrandt van Rijn, the Dutch Golden Age master whose unparalleled oil painting technique captivated the art world for centuries. In this comprehensive guide, we delve into the secrets of Rembrandt's superior oil, exploring the materials, methods, and techniques that defined his iconic masterpieces.

Chapter 1: Rembrandt's Palette: The Building Blocks of Mastery

Rembrandt's Superior Oil and How to Make it

Louis Velasquez

Methods of using Psyllium Husk to
Remove Mucilage from Flaxseed Linseed
Oil as discovered by Louis R. Velasquez



Rembrandt's Superior Oil and How to Make It: Methods of using Psyllium Husk to Remove Mucilage from Flaxseed Linseed Oil as discovered by Louis R.

Velasquez by Emily Louise Howard

★★★★★ 5 out of 5

Language : English

File size : 1795 KB

Text-to-Speech : Enabled

Screen Reader : Supported

Enhanced typesetting: Enabled

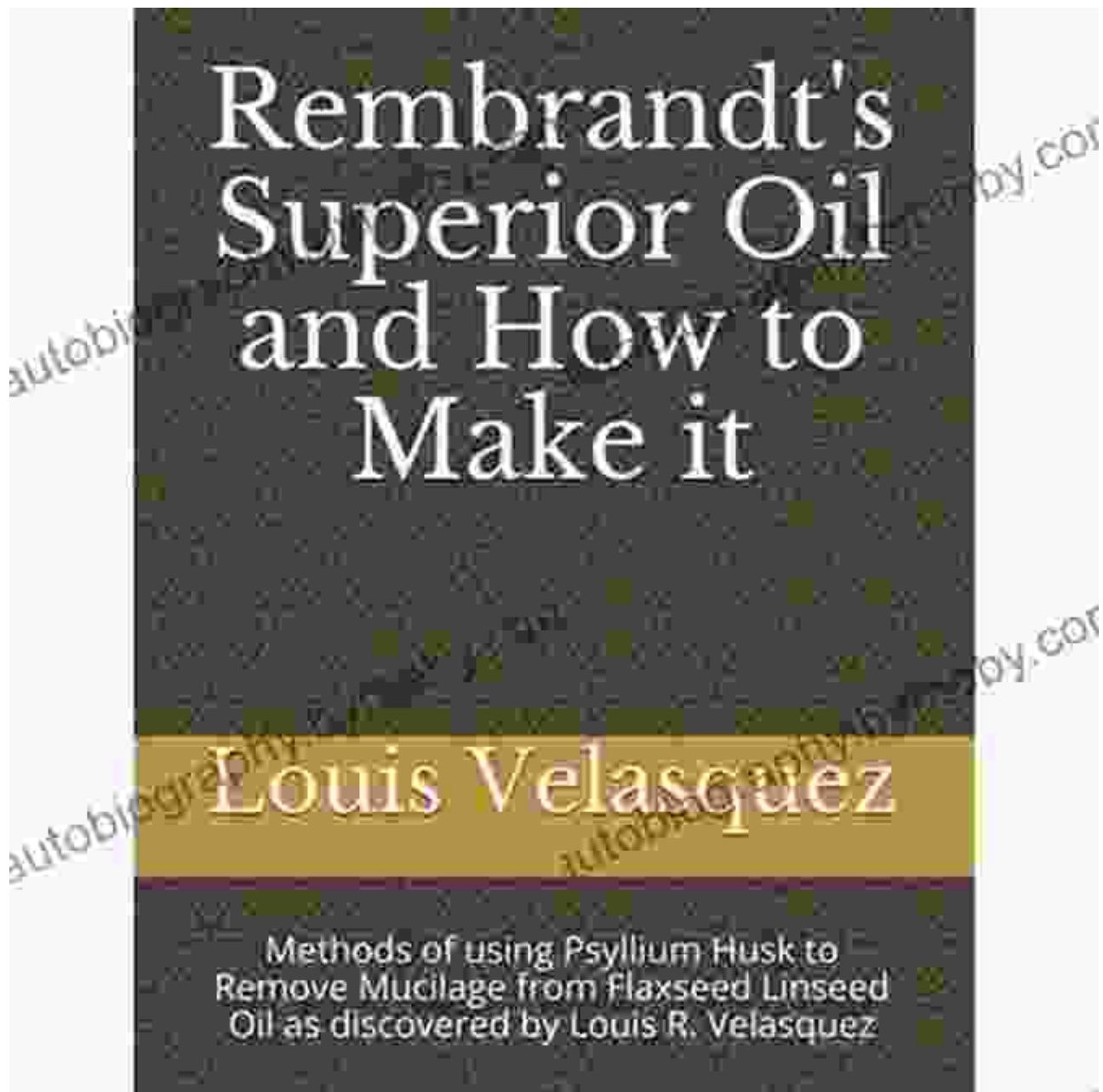
Print length : 37 pages



At the heart of Rembrandt's oil painting prowess lies a carefully curated palette. This chapter examines the pigments and mediums the master employed, from vibrant hues like Indian Red and Alizarin Crimson to earth tones such as Ochre and Umbra.

- Indian Red: A cool, dark red pigment that adds depth and richness
- Alizarin Crimson: A warm, bluish red pigment that imparts a luminous glow
- Ochre: A range of pigments from yellow to brown, offering earthy tones
- Umbra: A warm, brown pigment that adds shadows and depth

Chapter 2: Mediums: The Alchemy of Oil

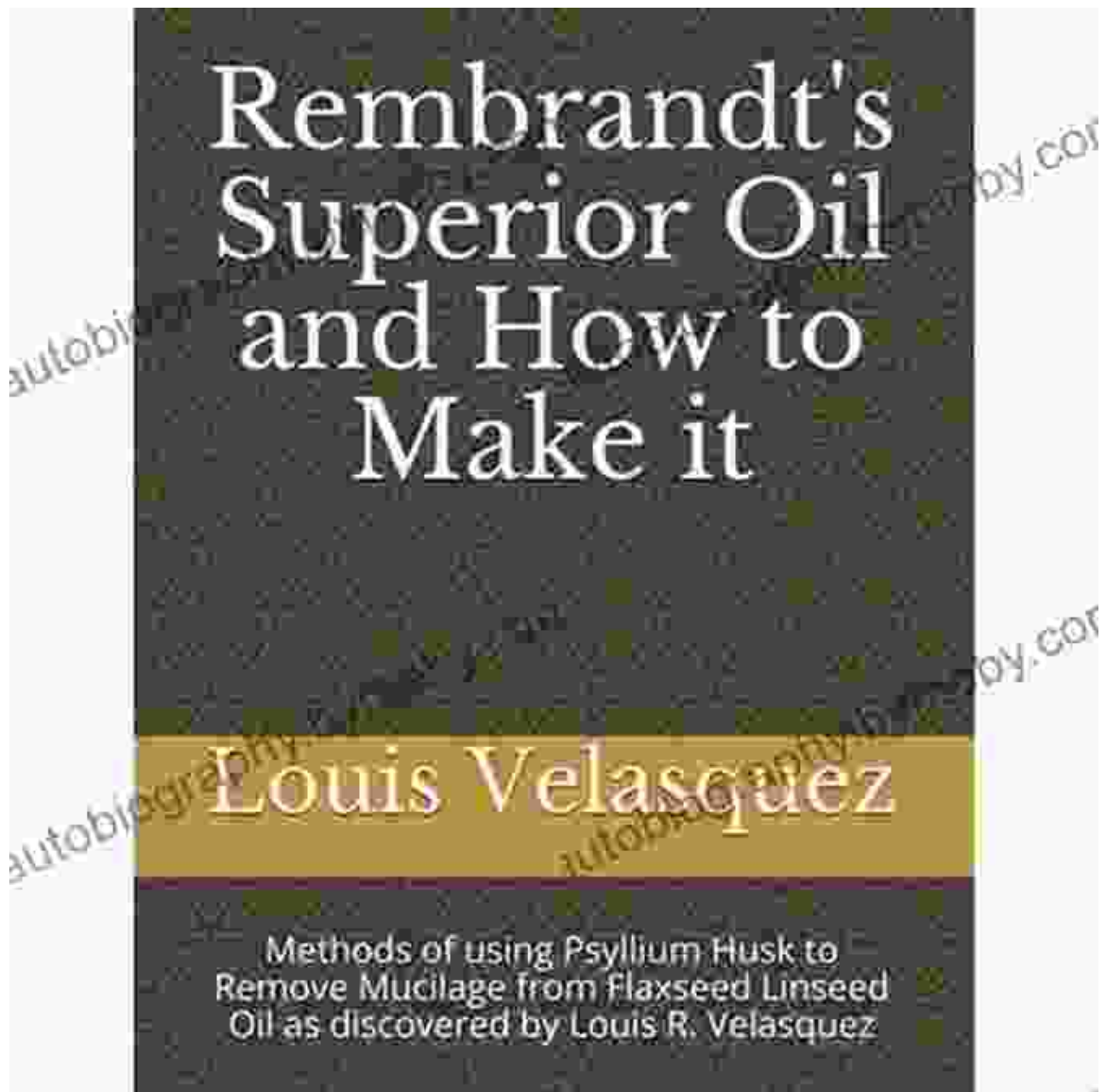


The transformative power of mediums plays a pivotal role in Rembrandt's oil painting techniques. This chapter analyzes the functions of various mediums, from linseed oil to poppy oil, and explores how they influence the flow, drying time, and texture of the paint.

- Linseed Oil: A slow-drying oil that allows for extended blending and glazing

- Poppy Oil: A faster-drying oil that provides a smoother surface
- Venice Turpentine: A volatile solvent that thins the paint
- Mastic Varnish: A medium that enhances the transparency and shine of layers

Chapter 3: Alla Prima and Glazing: Capturing Light and Shadow



Rembrandt's masterful use of alla prima and glazing techniques allowed him to create a harmonious blend of light and shadow. This chapter delves into the art of painting wet-on-wet and layering transparent glazes, demonstrating how these techniques contribute to the depth and luminosity of his portraits.

- Alla Prima: The technique of painting directly onto the canvas without any preparatory sketches, capturing the immediacy of the moment
- Glazing: The process of applying thin, transparent layers of paint over dry underlayers, creating a luminous effect

Chapter 4: Impasto: A Textural Feast

Rembrandt's Superior Oil and How to Make it

Louis Velasquez

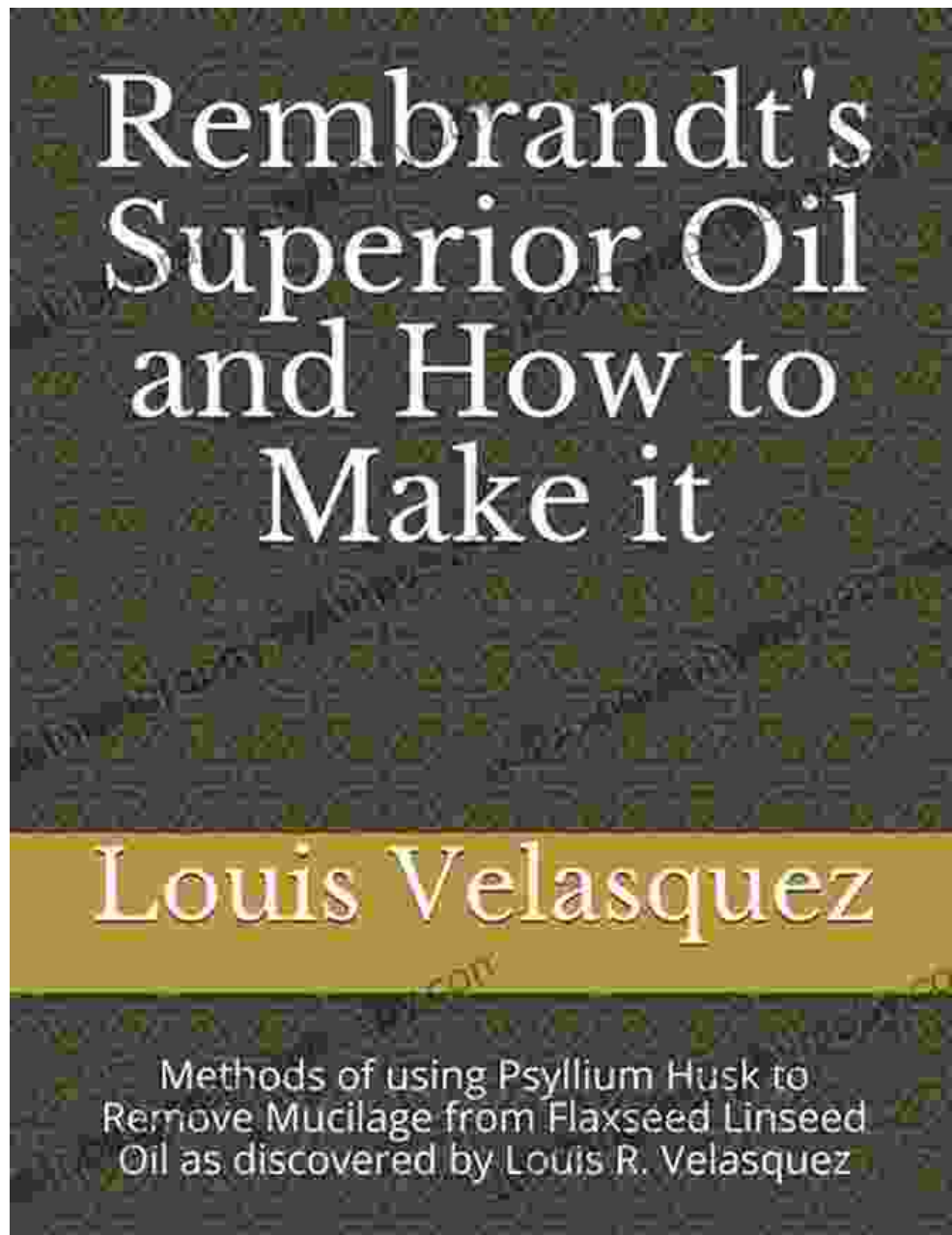
Methods of using Psyllium Husk to
Remove Mucilage from Flaxseed Linseed
Oil as discovered by Louis R. Velasquez

Rembrandt's characteristic impasto technique brought an unrivaled level of texture to his canvases. This chapter analyzes how the master applied thick, opaque dabs of paint to create striking highlights, textures, and a sense of three-dimensional realism.

- Impasto: The technique of applying thick layers of paint to create a raised, textured surface

- Use of Spatulas and Knives: Tools used to apply and shape impasto

Chapter 5: Brushwork: The Stroke of Genius



Rembrandt's brushwork was an extension of his artistic vision, enabling him to convey emotions, textures, and subtle nuances. This chapter examines the master's brush handling, from bold, expressive strokes to

delicate, feathery touches, and how these techniques contributed to the vitality of his subjects.

- Hog Bristle Brushes: The preferred brush type for its firmness and ability to hold paint
- Short, Broken Strokes: Creating a sense of movement and texture
- Soft, Blending Strokes: Rendering smooth transitions and subtle nuances

Chapter 6: The Master's Palette Knife

Rembrandt's Superior Oil and How to Make it

Louis Velasquez

Methods of using Psyllium Husk to
Remove Mucilage from Flaxseed Linseed
Oil as discovered by Louis R. Velasquez

The palette knife was a versatile tool in Rembrandt's arsenal, allowing him to create unique textures, blend colors, and scrape away excess paint. This chapter explores the techniques Rembrandt employed with his palette knife, from the bold application of impasto to the delicate scraping of highlights.

- Mixing and Blending Colors: Utilizing the palette knife to mix and combine pigments
- Creating Textures: Scraping and manipulating paint surfaces
- Highlighting and Detailing: Removing paint to reveal lighter areas

Chapter 7: Study and Emulation: The Path to Mastery



To unlock the secrets of Rembrandt's superior oil technique, it is essential to study his masterpieces and emulate his methods. This chapter provides guidance on how to analyze Rembrandt's paintings, identify key techniques, and practice them to develop your own artistic skills.


- **Observe Original Works:** Visit museums and galleries to study Rembrandt's paintings firsthand
- **Copy and Replicate:** Practice copying Rembrandt's compositions and techniques to hone your skills
- **Experiment with Materials:** Explore different pigments, mediums, and tools to find your own voice

: The Legacy of Rembrandt's Oil Painting Mastery

Rembrandt van Rijn's groundbreaking oil painting techniques have left an indelible mark on the art world, inspiring generations of artists. Through his mastery of palette, mediums, and brushwork, he achieved a level of realism, depth, and emotion that remains unparalleled. This guide has provided a comprehensive exploration of Rembrandt's superior oil, empowering you to delve into the secrets of his technique and incorporate his principles into your own artistic journey.

Embark on this extraordinary journey into Rembrandt's world of oil painting and unlock the potential of your artistic vision. Let his techniques guide you, inspire you, and elevate your art to new heights.

Rembrandt's Superior Oil and How to Make It: Methods of using Psyllium Husk to Remove Mucilage from



Flaxseed Linseed Oil as discovered by Louis R.

Velasquez by Emily Louise Howard


★★★★★ 5 out of 5

Language : English
File size : 1795 KB
Text-to-Speech : Enabled
Screen Reader : Supported
Enhanced typesetting : Enabled
Print length : 37 pages



Celebrate the Luck of the Irish: Unveiling Saint Patrick's Day Holidays and Traditions

As the verdant hues of spring brush across the landscape, the world gears up for an annual celebration that exudes both merriments and cultural significance: Saint...



Cody Rodeo: A Photographic Journey into the Heart of the Wild West

Step into the arena of the Cody Rodeo, where the spirit of the American West comes alive in a vibrant spectacle of skill, courage, and determination. Through...