

Figure Drawing For Kids: Nurturing Young Artists and Their Creative Journeys

The world of art holds boundless possibilities for children, where creativity and imagination soar. Figure drawing, in particular, offers a unique gateway for kids to explore the complexities of the human form, enhance their observation skills, and cultivate their artistic talents.




Figure Drawing for Kids: A Step-By-Step Guide to Drawing People (Drawing for Kids Ages 9 to 12)

by Angela Rizza

★★★★☆ 4.7 out of 5

Language : English
File size : 15552 KB
Text-to-Speech : Enabled
Screen Reader : Supported
Enhanced typesetting : Enabled
Word Wise : Enabled
Print length : 104 pages
Lending : Enabled



Introducing Figure Drawing For Kids, a comprehensive guidebook tailored to the curious minds of young artists. This empowering resource provides a step-by-step approach to figure drawing, breaking down complex concepts into easy-to-follow instructions.

The Importance of Figure Drawing in Child Development

Beyond its artistic significance, figure drawing plays a crucial role in children's cognitive and developmental growth:

- **Enhances Observation Skills:** Figure drawing requires kids to closely observe the human body, developing their attention to detail and spatial awareness.
- **Promotes Coordination:** Drawing the human form helps children improve their hand-eye coordination, strengthening fine motor skills.
- **Fosters Creativity:** Figure drawing encourages kids to experiment with different techniques and perspectives, nurturing their artistic expression.
- **Builds Confidence:** Completing a successful drawing instils a sense of accomplishment and boosts children's confidence in their abilities.

Key Features of Figure Drawing For Kids

Figure Drawing For Kids is meticulously designed to meet the unique needs of young artists. Its key features include:

- **Age-Appropriate Approach:** Tailored to children aged 8-12, the book's content and instructions are easily accessible and engaging.
- **Step-by-Step Instructions:** Each lesson is broken down into manageable steps, ensuring that kids can progress at their own pace.
- **Visual Aids:** Vibrant illustrations and clear diagrammatic representations guide kids through the techniques and concepts.
- **Variety of Exercises:** The book offers a wide range of exercises, from basic sketching to dynamic poses, fostering versatility and artistic

growth.

- **Interactive Elements:** Kids can interact with the book through suggested activities and drawing exercises, making the learning process more immersive.

Sample Lesson: Drawing a Standing Figure

To illustrate the book's approach, let's explore a sample lesson on drawing a standing figure:

1. **Start with a Basic Shape:** Begin by drawing an oval for the head and a rectangular prism for the body.
2. **Define the Limbs:** Add stick figures for the arms and legs, creating a simple framework for the pose.
3. **Refine the Outline:** Thicken the stick figures, adding curves and details to represent the shape of the arms and legs.
4. **Draw the Joints:** Connect the limbs to the body, paying attention to the proportions and angles of the joints.
5. **Add Clothing and Details:** Complete the figure by adding clothing or other details, such as hair and facial features.

Benefits of Using Figure Drawing For Kids

Figure Drawing For Kids offers numerous benefits for both kids and their caregivers:

- **Empowers Young Artists:** The book provides kids with the tools and confidence they need to pursue their passion for art.

- **Fosters Family Bonding:** Drawing together can be a wonderful way for families to connect and share a creative experience.
- **Supports Educational Goals:** Figure drawing supports key developmental skills, such as observation, coordination, and problem-solving.
- **Provides a Creative Outlet:** The book offers kids an opportunity to express themselves and explore their imaginations.
- **Enhances Self-Esteem:** Success in figure drawing can boost children's confidence and self-esteem.

Figure Drawing For Kids is an essential resource for parents, educators, and art enthusiasts who seek to nurture the artistic potential of children. By providing a structured and engaging approach to figure drawing, this book unlocks a world of creativity and self-expression.

Whether your child is a budding artist or simply curious about the human form, Figure Drawing For Kids will ignite their imagination and empower them to embark on extraordinary artistic journeys.




Figure Drawing for Kids: A Step-By-Step Guide to Drawing People (Drawing for Kids Ages 9 to 12)

by Angela Rizza

★★★★☆ 4.7 out of 5

Language : English
 File size : 15552 KB
 Text-to-Speech : Enabled
 Screen Reader : Supported
 Enhanced typesetting : Enabled
 Word Wise : Enabled
 Print length : 104 pages
 Lending : Enabled


FREE

DOWNLOAD E-BOOK



Celebrate the Luck of the Irish: Unveiling Saint Patrick's Day Holidays and Traditions

As the verdant hues of spring brush across the landscape, the world gears up for an annual celebration that exudes both merriments and cultural significance: Saint...



Cody Rodeo: A Photographic Journey into the Heart of the Wild West

Step into the arena of the Cody Rodeo, where the spirit of the American West comes alive in a vibrant spectacle of skill, courage, and determination. Through...